

How to install and activate your personal copy of MATLAB

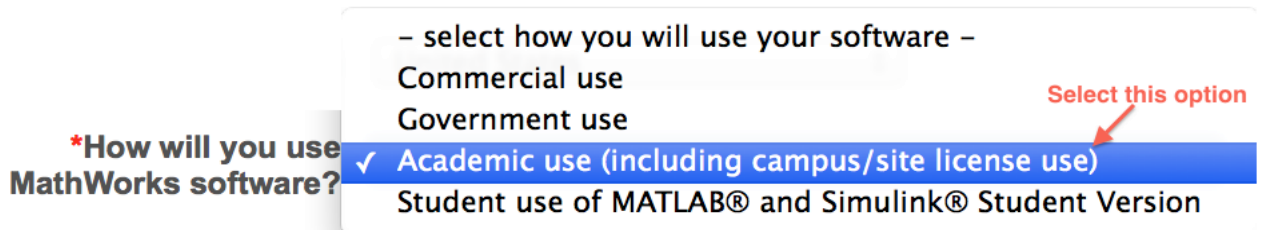
1) MathWorks Account Creation

- Go to <http://www.mathworks.com>
- Create a new MathWorks account



Important:

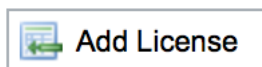
- use your **SISSA email** (...@sissa.it)
- select the option "**Academic use**", even if you are a student!!
- **Do NOT** choose the same password of your SISSA account, but choose a different one!!!



- In 1-2 minutes you will receive a email to confirm you new Matworks account

2) Associate with the license

- IF your account is a NEW one you will be asked for the Activation Key, then
- you will be addressed in your MATHworks account web page.
- click on "View My Licenses." (bottom-left on the web page) and then on the button "Add License":



- Select "Activation Key" and click Continue
- Enter the Activation Key:
...
and click Continue.

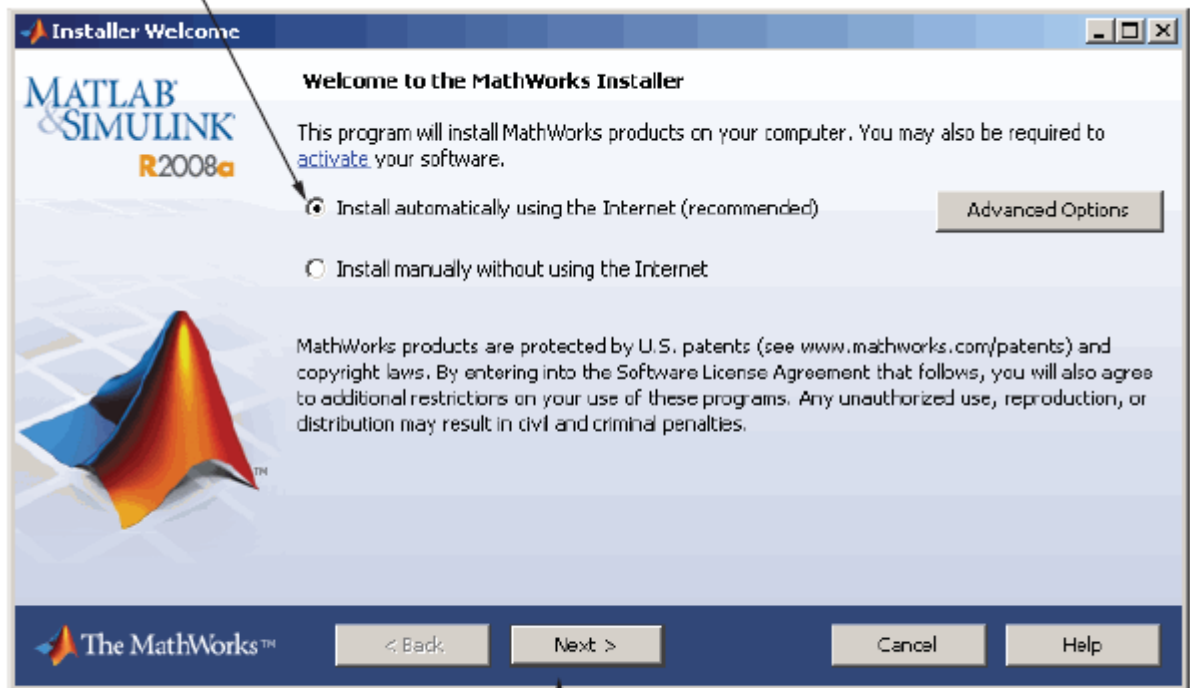
3) Download the products

- On your account page (click on "My Account" up-right in the web page to reach your account page) you can click on "Download Products" to download the installation files.

4) Install

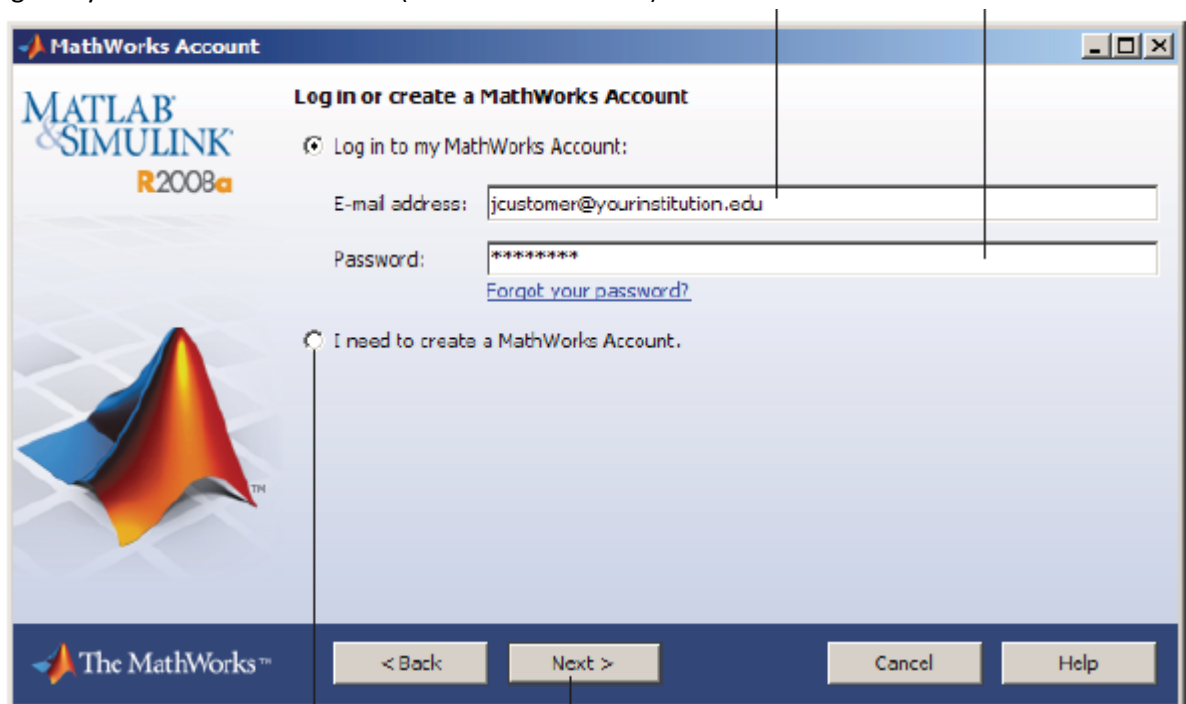
- Select the option: "Login with a Mathworks account" and then login with the previous created Mathworks account.
- In some cases the procedure can still ask for the Activation Key

Select this option to install products (recommended).



Click Next.

- Review the License Agreement and click next.
- Login to your MathWorks Account (NOT the SISSA one!!)



Select this option if you need to create

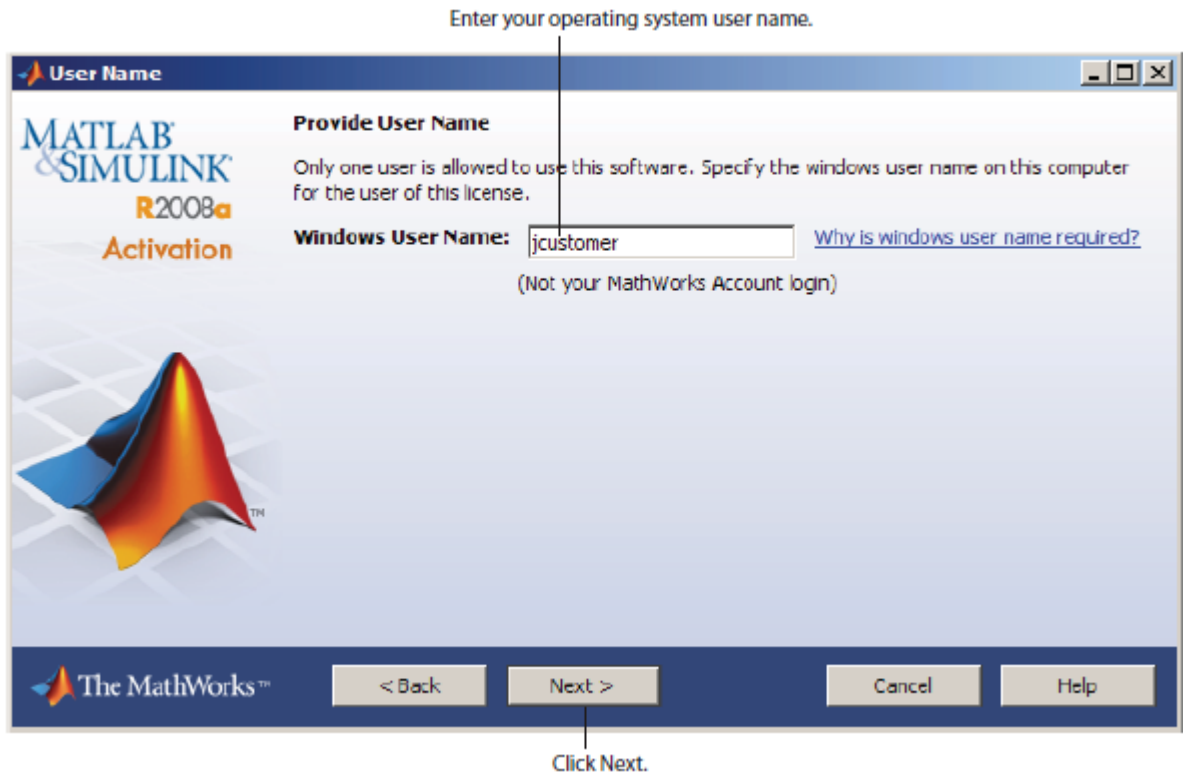
Click Next.

- Select the license ... and click "Next".
- Select the Typical installation, specify your installation folder and start the installation procedure.

5) **Activate**

- At the end of the installation process proceed with activation.

- Select license ... and Click "Next"
- Enter your Activation Key:
- ...
- And click "Next"
- Specify the user name that you use to login into your PC.



- Click Next and then Activate.

If you need installation help please open a Service Request by clicking on "Create new Request" on your MathWorks Account. Fill in a Technical Support -> Installation request to receive direct assistance by MathWorks Installation Support Team.

ADDITIONAL RESOURCES:

- Online Documentation:
<http://www.mathworks.com/help/>
- MATLAB Answers:
<http://www.mathworks.com/matlabcentral/answers/>
- TAH Resource Kit:
<http://www.mathworks.com/academia/tah-support-program/campus.html>