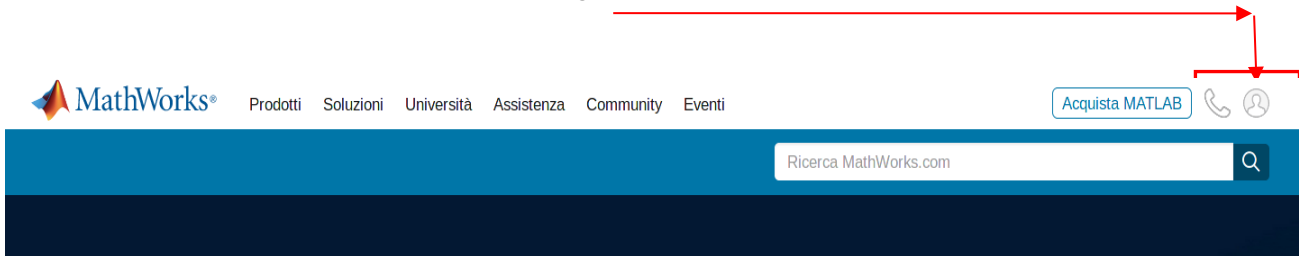


How to install and activate your personal copy of MATLAB (Student Copy)

1) MathWorks Account Creation

- Go to <http://www.mathworks.com>
- Click on the Account icon on the right upper corner



- Then click **“Create account”**

Important:

- use your **SISSA email** (....@sisssa.it)
- select the option **“Academic use”**, even if you are a student!!
- **Do NOT** choose the same password of your SISSA account, but choose a different one!!!
- On the **“How will you use MathWorks software?”** menu choose **“Teaching or Research in School”**.
- In 1-2 minutes you will receive a email to confirm you new Matworks account

2) Associate with the license

- IF your account is a NEW one you will be asked for the Activation Key, then
- you will be addressed in your Mathworks account web page.
- click on **“View My Licenses.”** (bottom-left on the web page) and then on the button **“Add License”**:



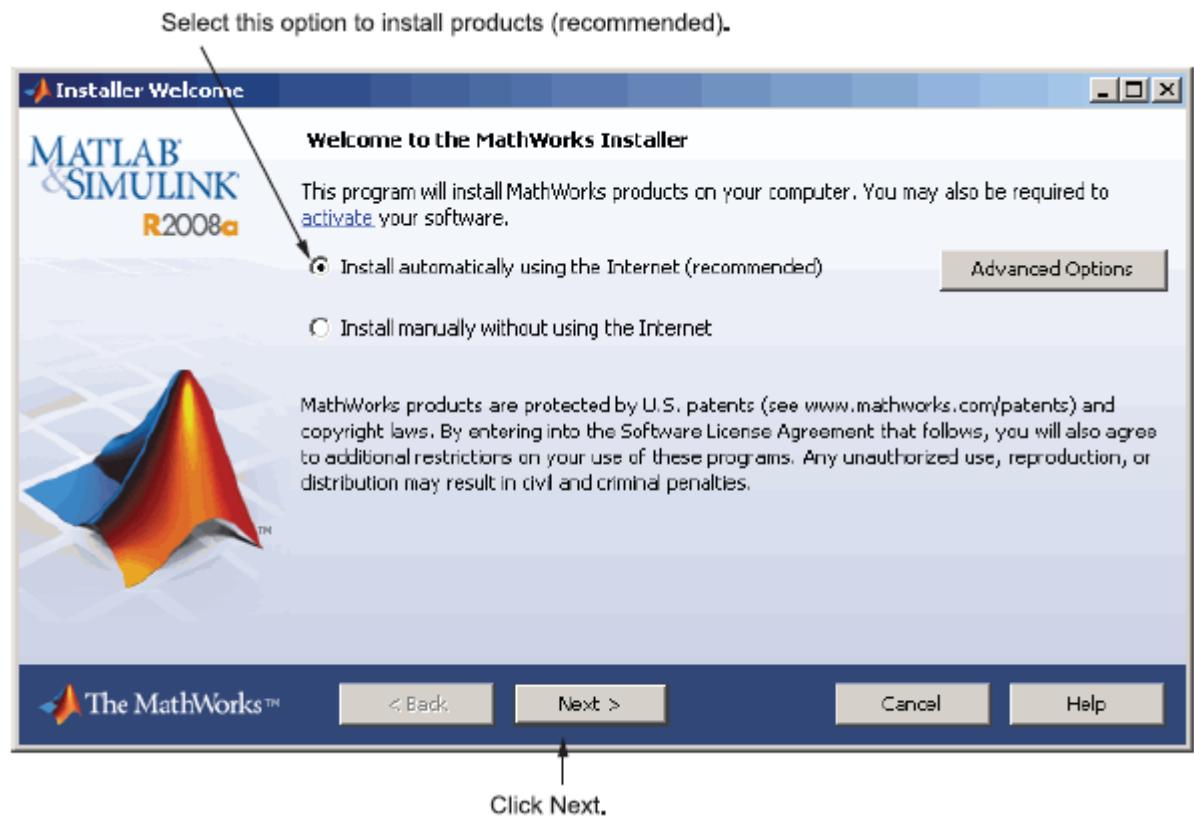
- Select **“Activation Key”** and click Continue
- Enter the Activation Key:
...
and click Continue.

3) Download the products

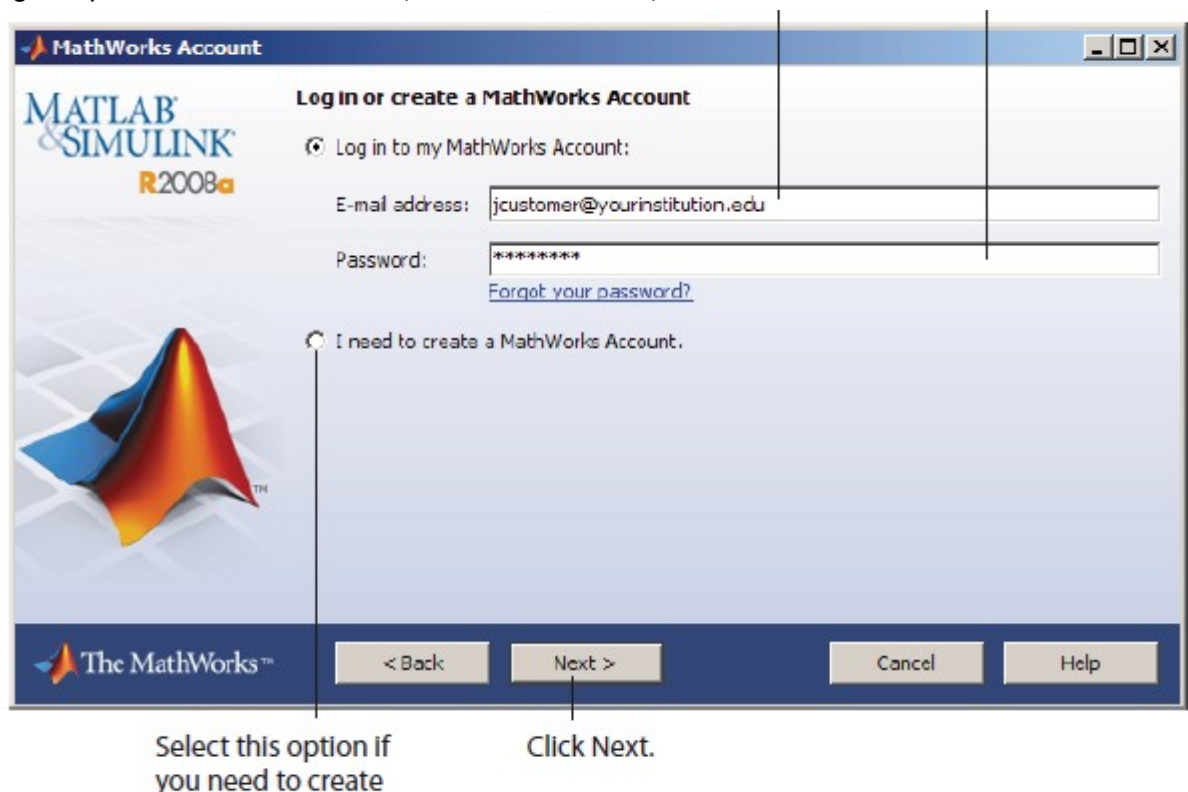
- On your account page (click on **“My Account”** up-right in the web page to reach your account page) you can click on **“Download Products”** to download the installation files.

4) Install

- Select the option: **“Login with a Mathworks account”** and then login with the previous created Mathworks account.
- In some cases the procedure can still ask for the Activation Key



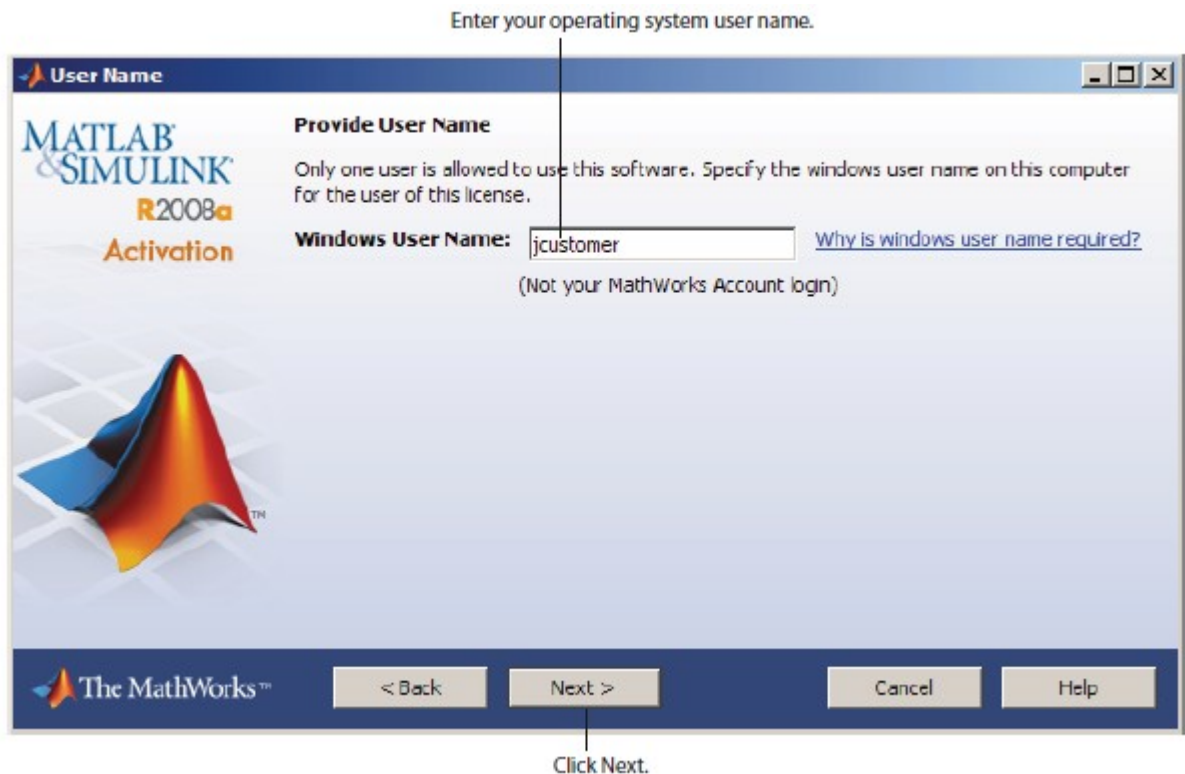
- Review the License Agreement and click next.
- Login to your MathWorks Account (NOT the SISSA one!!)



- Select the license ... and click "Next".
- Select the Typical installation, specify your installation folder and start the installation procedure.

5) Activate

- At the end of the installation process proceed with activation.
- Select license ... and Click "Next"
- Enter your Activation Key:
- ...
- And click "Next"
- Specify the user name that you use to login into your PC.



- Click Next and then Activate.

If you need installation help please open a Service Request by clicking on "Create new Request" on your MathWorks Account. Fill in a Technical Support -> Installation request to receive direct assistance by MathWorks Installation Support Team.

ADDITIONAL RESOURCES:

- Online Documentation:
<http://www.mathworks.com/help/>
- MATLAB Answers:
<http://www.mathworks.com/matlabcentral/answers/>
- TAH Resource Kit:
<http://www.mathworks.com/academia/tah-support-program/campus.html>